

The City of Enumclaw needs more land for:

Housing. What housing types?


Detach Single Family Homes

Affordable to a household making more than \$9,200 per month




Cottage Homes

Affordable to a household making \$6,200 - \$9,200 per month




Duplexes

Affordable to a household making \$6,200 - \$9,200 per month




3- and 4-plexes

Affordable to a household making \$6,200 - \$9,200 per month




Townhomes

Affordable to a household making \$6,200 - \$9,200 per month




Low-rise Apartments

Affordable to a household making less than \$6,200 per month without subsidies




Manufactured Homes

Affordable to a household making less than \$6,200 per month without subsidies



Assisted Living Facilities




Instructions

- Place a green dot if you agree. ●
- Place a red dot if you disagree. ●
- Only Place a maximum of 4 dots.

Commercial

Examples:

- Restaurants
- Retail businesses
- Grocery stores
- Car dealerships
- Car washes



Industrial/Manufacturing

Examples:

- Construction yards
- Airplane part manufacturing
- Repair shops
- Storage facilities



Parks and Public Uses

Examples:

- Parks
- Trails
- City Offices
- Schools



Affordability for each housing type was determined based on the City's 2021 median income (\$91,855) and the assumed housing types affordability by household median annual income bracket as provided by the Washington State Department of Commerce.